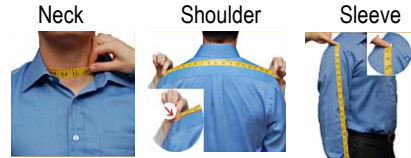


Henry Collection Measurement Form

Jacket and Shirt

Neck	
Shoulder	
Sleeve suit	
Sleeve shirt	
Bicep	
Cuff width	
Chest	
Waist	
Hip	
Jacket/Shirt Length	
Front	
Back	
Vest length front/back	
Coat Length	
Pant	
Waist	
Hip	
Crotch	
Thigh	
Knee	
Length	
Short pant length	
Bottom on the shoes	



Suit fabric no.




Lining no.

Coat fabric no.

Chino fabric no.

Shirt fabric no.

Suit designs

- Notch lapel 
- Peak lapel 
- Double breasted 
- Blazer 
- Blazer 


Coat designs

- Notch lapel 
- Peak lapel 
- Shirt collar 
- Double breasted 
- Double breasted 

Vest designs

- 4 button vest 
- Double breasted 
- With peak lapel 
- With Shawl lapel 
- Tuxedo vest 

Pant designs

- Regular pants 
- Chino pants 
- Turn up legs 
- Adjustable waistband 
- Shorts 

Shirt designs

- Normal cuff 
- Double cuff 
- Button down 
- White collar white cuff 
- With trimming fabric 
- Chinese collar 